



Aluminum Diffusers

No.	Discharge Type	Mount. Type	Neck Size In.
TDCAAAF3-0606	Adjustable	Lay-In	6 x 6
TDCAAAF3-0909	Adjustable	Lay-In	9 x 9
TDCAAAF3-1212	Adjustable	Lay-In	12 x 12
TDCAAAF3-1515	Adjustable	Lay-In	15 x 15
TDCAAAF3-1818	Adjustable	Lay-In	18 x 18
TDCAAF1-12/4	Fixed 4-way	Surface	12 x 12
TDCAAF1-15/4	Fixed 4-way	Surface	15 x 15
TDCAAF1-6/4	Fixed 4-way	Surface	6 x 6
TDCAAF1-9/4	Fixed 4-way	Surface	9 x 9
TDCAAF3-06	Fixed	Lay-In	6 (Dia.)
TDCAAF3-0606	Fixed	Lay-In	6 x 6
TDCAAF3-08	Fixed	Lay-In	8 (Dia.)
TDCAAF3-0909	Fixed	Lay-In	9 x 9
TDCAAF3-10	Fixed	Lay-In	10 (Dia.)
TDCAAF3-12	Fixed	Lay-In	12 (Dia.)
TDCAAF3-1212	Fixed 3-way	Lay-In	12 x 12
TDCAAF3-14	Fixed	Lay-In	14 (Dia.)
TDCAAF3-1515	Fixed	Lay-In	15 x 15
TDCAAF3-1818	Fixed	Lay-In	18 x 18
TDCAAF6-0606	Fixed 4-way	Beveled drop face	6 x 6
TDCAAF6-0909	Fixed 4-way	Beveled drop face	9 x 9
TDCAAF6-1212	Fixed 4-way	Beveled drop face	12 x 12
TDCAAF6-1515	Fixed 4-way	Beveled drop face	15 x 15
TDCAAF6-1818	Fixed 4-way	Beveled drop face	18 x 18

Aluminum Border Only


No.	Size In.
TDCAABO-0606	6 x 6
TDCAABO-0909	9 x 9
TDCAABO-1212	12 x 12
TDCAABO-1515	15 x 15

Core Only

No.	Discharge Type	Size In.
TDCCO-6/1	1-Way	6 x 6
TDCCO-6/2 CRNR	2-Way, corner blow	6 x 6
TDCCO-6/2 OPP	2-Way, opposing	6 x 6
TDCCO-6/3	3-Way	6 x 6
TDCCO-9/1	1-Way	9 x 9
TDCCO-9/2 CRNR	2-Way, corner blow	9 x 9
TDCCO-9/2 OPP	2-Way, opposing	9 x 9
TDCCO-9/3	3-Way	9 x 9
TDCCO-12/1	1-Way	12 x 12
TDCCO-12/2 CRNR	2-Way, corner blow	12 x 12
TDCCO-12/2 OPP	2-Way, opposing	12 x 12
TDCCO-12/3	3-Way	12 x 12
TDCCO-15/1	1-Way	15 x 15
TDCCO-15/2 CRNR	2-Way, corner blow	15 x 15
TDCCO-15/2 OPP	2-Way, opposing	15 x 15
TDCCO-15/3	3-Way	15 x 15
TDCCO-18/1	1-Way	18 x 18
TDCCO-18/2 CRNR	2-Way, corner blow	18 x 18
TDCCO-18/2 OPP	2-Way, opposing	18 x 18
TDCCO-18/3	3-Way	18 x 18



DOOR RETURN GRILLES
Model T700L



For use in doors and partitions. 20-ga. V-shaped steel blades block vision and increase strength. Countersunk screw holes for #8 sheet metal screws (included). Satin aluminum finish. Includes auxiliary frame.

No.	Size In.
T700L-1210	12 x 10
T700L-1212	12 x 12
T700L-1408	14 x 8
T700L-1414	14 x 14
T700L-1616	16 x 16
T700L-1812	18 x 12
T700L-1818	18 x 18
T700L-2412	24 x 12
T700L-2418	24 x 18
T700L-2424	24 x 24

OPPOSED-BLADE DAMPERS

Model AG95




For use with Series PAS and TDC diffusers. Lever operated; blades regulate airflow and ensure even air distribution. Steel construction with mill finish. Measures 2-3/8" D. Mounts directly to diffuser neck using sheet metal screws (not included).

No.	Size In.
AG95-0606	6 x 6
AG95-0808	8 x 8
AG95-0909	9 x 9
AG95-1010	10 x 10
AG95-1212	12 x 12
AG95-1515	15 x 15
AG95-1818	18 x 18
AG95-2210	22 x 10
AG95-2222	22 x 22




AMERICAN LOUVER COMPANY®
EGGCRATE GRILLES
Open Cell – Plastic – Model ECP



Improves ventilation, lowers operating temperatures and increases ballast life. Designed to repel dust accumulation. Single-piece, injection molded design. Ship-lap fit provides uniform appearance on joined panels.

No.	Dim. In.
ECP-2412	24 x 12
ECP-2424	24 x 24
ECP-2448	24 x 48


EGGCRATE GRILLES
Aluminum – Model ECA



.016" rigid aluminum construction resists damage from handling and installation. For use in air supply and return openings, signs, displays, fluorescent fixtures and lighting applications.

No.	Dim. In.
ECA-2412	24 x 12
ECA-2424	24 x 24
ECA-2448	24 x 48

METAL*AIRE®
CEILING DIFFUSER FRAMES
Series TBPf



Allows T-bar style diffuser to be mounted into plaster or gypsum ceiling. Aluminum construction. White finish.

No.	Dim. In.	
	Nom.	Overall
TBPf-1212	12 x 12	13-3/16 x 13-3/16
TBPf-1224	12 x 24	13-3/16 x 25-3/16
TBPf-2424	24 x 24	25-3/16 x 25-3/16
TBPf-4824	48 x 24	49-3/16 x 25-3/16

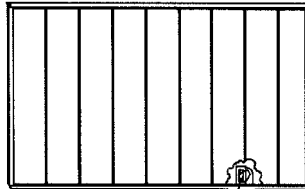
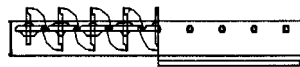
DOOR GRILLES
Series DGDF



Extruded aluminum construction. Features V-shaped louvers and double-flange frame. Surface mounting; telescopes to fit doors 1-1/16" to 2-1/8" thick. White.

No.	Dim. In.
DGDF-1210	12 x 10
DGDF-1212	12 x 12
DGDF-1414	14 x 14
DGDF-1616	16 x 16
DGDF-1812	18 x 12
DGDF-1818	18 x 18
DGDF-2418	24 x 18
DGDF-2424	24 x 24

OPPOSED-BLADE DAMPERS
Series OBD



Features tapered blades on 1-1/2" centers for tight closure and reduced pressure drop. Steel construction. Operated by screwdriver slot. Measures 1-1/2" D.

No.	Duct Size In.
OBD-0606	6 x 6
OBD-0808	8 x 8
OBD-1010	10 x 10
OBD-1212	12 x 12
OBD-1414	14 x 14
OBD-1818	18 x 18
OBD-2210	22 x 10
OBD-2222	22 x 22
OBD-2412	24 x 12
OBD-2424	24 x 24


BUTTERFLY DAMPERS
Series BDS



Features dual blades adjustable through diffuser face. Steel construction.

No.	Dim. In.
BDS-6	6
BDS-8	8
BDS-10	10
BDS-12	12
BDS-14	14

SHUTTER DAMPERS
Radial – Series RSD



Allows precise damper control without interruption of air pattern. Steel construction.

No.	Dim. In.
RSD-6	6
RSD-8	8
RSD-10	10
RSD-12	12

OPPOSED-BLADE DAMPERS
Series D5



For use with 5000 and 5500 Series diffusers. Snaps into collar from face side before or after diffuser installation. Control accessible from diffuser face. Extruded aluminum construction.

No.	Dim. In.
D5-0606	6 x 6
D5-0909	9 x 9
D5-1212	12 x 12
D5-1515	15 x 15
D5-1818	18 x 18