




## VAV TERMINALS

### Single Duct – Series ESV



Regulates airflow to zone according to temperature requirements. Features Aero-Cross™ velocity sensor for control of low flow rates. Beaded inlet provides consistent roundness and reduced leakage. Damper design smooths airflow to reduce sound and leakage levels; features Delrin bearings and 1/2" diameter shaft with position indicator. 1/2" dual density fiberglass-free insulation resists erosion at surface velocities up to 5000 FPM. 22-ga. housing with slip and drive discharge connection. Measures 15-1/2" L.


No.	Max. CFM	Inlet Size In.	Dim. In. W x H
DESV-FF-06	500	6	12 x 8
DESV-FF-08	900	8	12 x 10
DESV-FF-10	1400	10	14 x 12-1/2
DESV-FF-12	2000	12	16 x 15
DESV-FF-14	3000	14	20 x 17-1/2
DESV-FF-16	4000	16	24 x 18
<b>Pneumatic Controls</b>			
PESV-FF-06	500	6	12 x 8
PESV-FF-08	900	8	12 x 10
PESV-FF-10	1400	10	14 x 12-1/2
PESV-FF-12	2000	12	16 x 15
PESV-FF-14	3000	14	20 x 17-1/2
PESV-FF-16	4000	16	24 x 18

### HOT WATER COILS

#### Two-Row


For use with Series ESV VAV boxes. Features aluminum fin and copper tube construction.

No.	For VAV Size In.
COIL-06	6
COIL-08	8
COIL-10	10
COIL-12	12
COIL-14	14
COIL-16	16



### PNEUMATIC CONTROLS

#### TITUS II



For new construction, retrofit or replacement applications. Analyzes room temperature, static pressure and velocity pressure, then operates pneumatic damper actuator to provide required airflow. Features pressure-independent operation and adjustable reset span and start point. Switchable settings allow use with direct- or reverse-acting thermostats and normally open or normally closed dampers.

No.	Controls Air Press. PSI	Air Vel. FPM
TITUS-II	15 to 25	0 to 3000
<b>Accessories</b>		
No.	Desc.	
TITUS-IIBRACKET	Mounting bracket	

## METAL\*AIRE®

### VAV TERMINALS

#### Single Duct – Series TH

Provides variable air volume control in a variety of HVAC applications. Features galvanized steel case with mechanical lock construction to minimize leakage; roll-formed inlet collar with built-in stiffening ribs; NEMA 1 electrical enclosure with single-point power connection; multi-quadrant averaging flow sensor; low-leak gasketed damper with composite shaft and self-lubricating bearing; mechanically fastened 1/2" thick insulation.



#### Single-Wall

No.	Airflow CFM	Min. Press. In. W.G.	Dim. In. L x W x H
<b>Without Controls</b>			
TH-506	600	0.08	15-3/4 x 12 x 8
TH-508	1100	0.02	15-3/4 x 12 x 10
TH-510	1700	0.02	15-3/4 x 14 x 12-1/2
TH-512	2500	0.02	15-3/4 x 16 x 15
TH-514	3250	0.04	15-3/4 x 20 x 17-1/2
TH-516	4400	0.03	15-3/4 x 24 x 18
<b>With Pneumatic Controls – Direct Acting, Normally Closed</b>			
TH-506P	600	0.08	15-3/4 x 12 x 8
TH-508P	1100	0.02	15-3/4 x 12 x 10
TH-510P	1700	0.02	15-3/4 x 14 x 12-1/2
TH-512P	2500	0.02	15-3/4 x 16 x 15
TH-514P	3250	0.04	15-3/4 x 20 x 17-1/2
TH-516P	4400	0.03	15-3/4 x 24 x 18

#### Double-Wall

No.	Airflow CFM	Min. Press. In. W.G.	Dim. In. L x W x H
<b>Without Controls</b>			
TH-506DW	600	0.08	15-3/4 x 12 x 8
TH-508DW	1100	0.02	15-3/4 x 12 x 10
TH-510DW	1700	0.02	15-3/4 x 14 x 12-1/2
TH-512DW	2500	0.02	15-3/4 x 16 x 15
TH-514DW	3250	0.04	15-3/4 x 20 x 17-1/2
TH-516DW	4400	0.03	15-3/4 x 24 x 18



2-Row Water Coils

No.	For Terminal No.
MA-COIL-06	TH-506
MA-COIL-08	TH-508
MA-COIL-10	TH-510
MA-COIL-12	TH-512
MA-COIL-14	TH-514
MA-COIL-16	TH-516