




**PERFORATED CEILING DIFFUSERS**  
Models PAR (Return) & PAS (Supply)



For variable air volume (VAV), heating and cooling applications. Features heavy-gauge steel backpan with perforated face (3/16" dia. holes on 1/4" staggered centers). Discharge pattern can be adjusted to 1-, 2-, 3- or 4-way horizontal throw by rotating pattern controllers after unlatching and dropping face panel. White finish.

**Diffusers w/ Steel Face Panel**

| No.           | Face Style | Mount. Type | Size In.  |         |
|---------------|------------|-------------|-----------|---------|
|               |            |             | Neck      | Face    |
| <b>Return</b> |            |             |           |         |
| PARF1-1010    | Flush      | Surface     | 10 x 10   | 12 x 12 |
| PARF1-2210    | Flush      | Surface     | 22 x 10   | 24 x 12 |
| PARF1-2424    | Flush      | Surface     | 22 x 22   | 24 x 24 |
| PARF3-06/24   | Flush      | Lay-In      | 6 (Dia.)  | 24 x 24 |
| PARF3-08/24   | Flush      | Lay-In      | 8 (Dia.)  | 24 x 24 |
| PARF3-10/24   | Flush      | Lay-In      | 10 (Dia.) | 24 x 24 |
| PARF3-1010    | Flush      | Lay-In      | 10 x 10   | 12 x 12 |
| PARF3-12/24   | Flush      | Lay-In      | 12 (Dia.) | 24 x 24 |
| PARF3-14/24   | Flush      | Lay-In      | 14 (Dia.) | 24 x 24 |
| PARF3-16/24   | Flush      | Lay-In      | 16 (Dia.) | 24 x 24 |
| PARF3-2210    | Flush      | Lay-In      | 22 x 10   | 24 x 12 |
| PARF3-2222    | Flush      | Lay-In      | 22 x 22   | 24 x 24 |
| PARF3-4622    | Flush      | Lay-In      | 46 x 22   | 48 x 24 |
| PARF4SL-2222  | Flush      | Spline lock | 22 x 22   | 24 x 24 |
| PDRF3-2424    | Drop       | Lay-In      | -         | 24 x 24 |
| <b>Supply</b> |            |             |           |         |
| PASF1-06      | Flush      | Surface     | 6 (Dia.)  | 12 x 12 |
| PASF1-0606    | Flush      | Surface     | 6 x 6     | 12 x 12 |
| PASF1-0808    | Flush      | Surface     | 8 x 8     | 16 x 16 |
| PASF1-1010    | Flush      | Surface     | 10 x 10   | 20 x 20 |
| PASF1-1212    | Flush      | Surface     | 12 x 12   | 24 x 24 |
| PASF3-06      | Flush      | Lay-In      | 6 (Dia.)  | 24 x 24 |
| PASF3-06/12   | Flush      | Lay-In      | 6 (Dia.)  | 12 x 12 |
| PASF3-08      | Flush      | Lay-In      | 8 (Dia.)  | 24 x 24 |
| PASF3-10      | Flush      | Lay-In      | 10 (Dia.) | 24 x 24 |
| PASF3-10/20   | Flush      | Lay-In      | 10 (Dia.) | 20 x 20 |
| PASF3-12      | Flush      | Lay-In      | 12 (Dia.) | 24 x 24 |
| PASF3-12/20   | Flush      | Lay-In      | 12 (Dia.) | 20 x 20 |
| PASF3-14      | Flush      | Lay-In      | 14 (Dia.) | 24 x 24 |
| PASF3-16      | Flush      | Lay-In      | 16 (Dia.) | 24 x 24 |
| PASF3B-06*    | Flush      | Lay-In      | 6 (Dia.)  | 24 x 24 |
| PASF3B-08*    | Flush      | Lay-In      | 8 (Dia.)  | 24 x 24 |
| PASF3B-10*    | Flush      | Lay-In      | 10 (Dia.) | 24 x 24 |
| PASF3B-12*    | Flush      | Lay-In      | 12 (Dia.) | 24 x 24 |

| No.        | Face Style | Mount. Type | Size In.  |         |
|------------|------------|-------------|-----------|---------|
|            |            |             | Neck      | Face    |
| PASF3B-14* | Flush      | Lay-In      | 14 (Dia.) | 24 x 24 |
| PASF3B-16* | Flush      | Lay-In      | 16 (Dia.) | 24 x 24 |
| PDSF3-08   | Drop       | Lay-In      | 8 (Dia.)  | 24 x 24 |

\* Black finish.

**Accessories**

| No.           | Desc.                                     |
|---------------|---|
| PDS FACE ONLY | Steel drop face panel w/ pattern controls |


**Diffusers w/ Aluminum Face Panel**

| No.           | Face Style | Mount. Type | Size In.  |         |
|---------------|------------|-------------|-----------|---------|
|               |            |             | Neck      | Face    |
| <b>Supply</b> |            |             |           |         |
| PASAAF3-06    | Flush      | Lay-In      | 6 (Dia.)  | 24 x 24 |
| PASAAF3-08    | Flush      | Lay-In      | 8 (Dia.)  | 24 x 24 |
| PASAAF3-10    | Flush      | Lay-In      | 10 (Dia.) | 24 x 24 |
| PASAAF3-12    | Flush      | Lay-In      | 12 (Dia.) | 24 x 24 |
| PASAAF3-14    | Flush      | Lay-In      | 14 (Dia.) | 24 x 24 |
| <b>Return</b> |            |             |           |         |
| PARAAF3-2222  | Flush      | Lay-In      | 22 (Dia.) | 24 x 24 |

**Accessories**

| No.             | Desc.  |
|-----------------|--|
| PASAA-FACE W/PC | Aluminum flush face panel only w/ pattern controls |

**PERFORATED CEILING DIFFUSERS**  
Curved Blade – Lay-In – Models PCS & PCSAA



Features heavy-gauge steel backpan with perforated flush face (3/16" dia. holes on 1/4" staggered centers). Discharge pattern can be adjusted to 1-, 2-, 3- or 4-way horizontal or vertical throw by moving curved deflector blades after unlatching and dropping face panel. Round neck; 24" x 24" face panel. White finish.


| No.                  | Neck Dia. In. |               |
|----------------------|---------------|---------------|
|                      | Steel Face    | Aluminum Face |
| PCSF3-06             | 6             | 6             |
| PCSF3-08             | 8             | 8             |
| PCSF3-10             | 10            | 10            |
| PCSF3-12             | 12            | 12            |
| PCSF3-14             | 14            | 14            |
| PCSF3-16             | 16            | 16            |
| <b>Aluminum Face</b> |               |               |
| PCSAAF3-06           | 6             | 6             |
| PCSAAF3-08           | 8             | 8             |
| PCSAAF3-10           | 10            | 10            |
| PCSAAF3-12           | 12            | 12            |
| PCSAAF3-14           | 14            | 14            |



## PERFORATED CEILING DIFFUSERS

### Star Pattern – Lay-In – Model PSS

Generates high induction pattern for maximum throw at lower noise and pressure drop levels than curved-blade designs. Features heavy-gauge steel backpan with hinged perforated face (3/16" holes on 1/4" staggered centers). Airflow pattern can be adjusted for side or corner blow, horizontal or vertical. 24" x 24" flush face. White.




| No.                  | Neck Dia. In. |
|----------------------|---------------|
| <b>Steel Face</b>    |               |
| PSSF3-06/24          | 6             |
| PSSF3-08/24          | 8             |
| PSSF3-10/24          | 10            |
| PSSF3-12/24          | 12            |
| PSSF3-14/24          | 14            |
| PSSF3-16/24          | 16            |
| <b>Aluminum Face</b> |               |
| PSSAA3-06            | 6             |
| PSSAA3-08            | 8             |
| PSSAA3-10            | 10            |
| PSSAA3-12            | 12            |

## PERFORATED CEILING PANELS

### Return – Lay-In

For return/exhaust applications. Features heavy gauge steel construction with perforated flush face (3/16" holes on 1/4" staggered centers) Installed appearance matches Series PAS and PDS supply diffusers. White.




| No.      | Size In. |
|----------|----------|
| PXP-1224 | 12 x 24  |
| PXP-2424 | 24 x 24  |

## CEILING DIFFUSERS

### Adjustable – Model 250AA


Designed for ceiling, high and low side wall installations with variable air volume. Adjustable louvers for optional discharge patterns. Aluminum construction.



| No.         | Disch. Pattern | Duct Size In. |
|-------------|----------------|---------------|
| 250AA5-0606 | 4 Way          | 6 x 6         |
| 250AA5-0804 | 1 Way          | 8 x 4         |
| 250AA5-0808 | 4 Way          | 8 x 8         |
| 250AA5-1006 | 1 Way          | 10 x 6        |
| 250AA5-1008 | 1 Way          | 10 x 8        |
| 250AA5-1010 | 4 Way          | 10 x 10       |
| 250AA5-1206 | 1 Way          | 12 x 6        |
| 250AA5-1208 | 1 Way          | 12 x 8        |
| 250AA5-1212 | 4 Way          | 12 x 12       |
| 250AA5-1406 | 1 Way          | 14 x 6        |
| 250AA5-1408 | 1 Way          | 14 x 8        |
| 250AA5-1414 | 4 Way          | 14 x 14       |

## CEILING DIFFUSERS

### Square – Non-Insulated – Models TMSA, TMS & TMSAA



Three-cone design provides 360° horizontal discharge and protects ceiling from streaks and smudges. Maintains effective room air distribution in variable air volume (VAV) systems. Cones feature one-piece die-stamped construction with no corner joints; inner cones remove as single unit for cleaning. White finish.

**Fixed Discharge.** Horizontal pattern only.

**Adjustable Discharge.** Features movable vanes for changing pattern from horizontal to vertical.

### Steel Diffusers

| No.          | Discharge Type | Mount. Type | Neck Dia. In. | Face Size In. |
|--------------|----------------|-------------|---------------|---------------|
| TMSAF3-06/24 | Adjustable     | Lay-In      | 6             | 24 x 24       |
| TMSAF3-08/24 | Adjustable     | Lay-In      | 8             | 24 x 24       |
| TMSAF3-10/24 | Adjustable     | Lay-In      | 10            | 24 x 24       |
| TMSAF3-12/24 | Adjustable     | Lay-In      | 12            | 24 x 24       |
| TMSAF3-14/24 | Adjustable     | Lay-In      | 14            | 24 x 24       |
| TMSAF3-15/24 | Adjustable     | Lay-In      | 15            | 24 x 24       |
| TMSF1-06/12  | Fixed          | Surface     | 6             | 12 x 12       |
| TMSF1-08/12  | Fixed          | Surface     | 8             | 12 x 12       |
| TMSF1-10/24  | Fixed          | Surface     | 10            | 24 x 24       |
| TMSF1-12/24  | Fixed          | Surface     | 12            | 24 x 24       |
| TMSF3-06/12  | Fixed          | Lay-In      | 6             | 12 x 12       |
| TMSF3-06/24  | Fixed          | Lay-In      | 6             | 24 x 24       |
| TMSF3-08/12  | Fixed          | Lay-In      | 8             | 12 x 12       |
| TMSF3-08/20  | Fixed          | Lay-In      | 8             | 20 x 20       |
| TMSF3-08/24  | Fixed          | Lay-In      | 8             | 24 x 24       |
| TMSF3-10/20  | Fixed          | Lay-In      | 10            | 20 x 20       |
| TMSF3-10/24  | Fixed          | Lay-In      | 10            | 24 x 24       |
| TMSF3-12/24  | Fixed          | Lay-In      | 12            | 24 x 24       |
| TMSF3-14/24  | Fixed          | Lay-In      | 14            | 24 x 24       |
| TMSF3-15/24  | Fixed          | Lay-In      | 15            | 24 x 24       |

### Aluminum Diffusers

| No.           | Discharge Type | Mount. Type | Neck Dia. In. | Face Size In. |
|---------------|----------------|-------------|---------------|---------------|
| TMSAAF3-06/24 | Fixed          | Lay-In      | 6             | 24 x 24       |
| TMSAAF3-08/24 | Fixed          | Lay-In      | 8             | 24 x 24       |
| TMSAAF3-10/24 | Fixed          | Lay-In      | 10            | 24 x 24       |
| TMSAAF3-12/24 | Fixed          | Lay-In      | 12            | 24 x 24       |
| TMSAAF3-14/24 | Fixed          | Lay-In      | 14            | 24 x 24       |
| TMSAAF3-15/24 | Fixed          | Lay-In      | 15            | 24 x 24       |

**Let TOM BARROW CO.  
be the first stop for  
all your product needs!**



**METAL\*AIRE**  
FAN-POWERED TERMINALS  
Parallel – Model FVI-500




Designed for quiet operation in a variety of HVAC applications. Features 22-ga. zinc-coated steel case with round inlet; single-blade control damper with position indicator and self-lubricating bearings; forward-curved, dynamically balanced fan wheel with single-speed direct drive motor and solid-state controller; 1" thick glass fiber insulation, and separate fan and primary primary inlet access panels.

| No.       | CFM        | Motor HP | Inlet Dia. In. | Case Dim. In. L x W x H |
|-----------|------------|----------|----------------|-------------------------|
| FVIEH0811 | 250 to 775 | 1/6      | 8              | 36 x 30 x 17-1/2        |




**VAV DIFFUSERS**  
Therma-Fuser™ – Model TFHC



Features built-in heating and cooling thermostats, actuator and damper. Variable Air Volume design regulates discharge opening in relation to air volume, providing constant velocity, improved room air movement and uniform temperature distribution. Automatic changeover between heating and cooling modes. Temperature setpoint 70°F to 78°F; ±1.5°F accuracy. Diffuser measures 24" x 24".

| No.     | Inlet OD In. |
|---------|--------------|
| TFHC-06 | 6            |
| TFHC-08 | 8            |
| TFHC-10 | 10           |
| TFHC-12 | 12           |

**METAL\*AIRE**  
PERFORATED CEILING DIFFUSERS  
Series 7500



T-bar lay-in design. Features four separate controllers on diffuser face to adjust discharge pattern for 1-way, 2-way opposite, 2-way corner, 3-way or 4-way throw. Steel backpan with 24" x 24" removable hinged face.

| Round Neck       |        | Neck Dia. In. |
|------------------|--------|---------------|
| No.              | Return |               |
| 7500R-6-6/24     |        | 6             |
| 7500R-6-8/24     |        | 8             |
| 7500R-6-10/24    |        | 10            |
| 7500R-6-12/24    |        | 12            |
| 7500R-6-14/24    |        | 14            |
| 7500R-6-16/24    |        | 16            |
| Supply           |        |               |
| 7500-6-6/24      |        | 6             |
| 7500-6-8/24      |        | 8             |
| 7500-6-10/24     |        | 10            |
| 7500-6-12/24     |        | 12            |
| 7500-6-14/24     |        | 14            |
| 7500-6-16/24     |        | 16            |
| 7500-6-AF-06*    |        | 6             |
| 7500-6-AF-08*    |        | 8             |
| 7500-6-AF-10*    |        | 10            |
| 7500-6-AF-12*    |        | 12            |
| 7500-6-AF-14*    |        | 14            |
| * Aluminum face. |        |               |
| Square Neck      |        | Neck Size In. |
| No.              | Return |               |
| 7550R-6-22X10    |        | 22 x 10       |
| 7550R-6-22X22    |        | 22 x 22       |

**Our customer service department has the answers you need!**