




RETURN GRILLES

35° Deflection – Lay-In – Model 350FL



Aluminum construction with white finish.

No.	Size In.	
	Neck	Face
Without Opposed-Blade Damper		
350FLTB-2210	24 x 12	22 x 10
350FLTB-2222	24 x 24	22 x 22
350FLTB-4622	48 x 24	46 x 22
With Opposed-Blade Damper		
350FL5TB-2210	24 x 12	22 x 10
350FL5TB-2222	24 x 24	22 x 22
350FLFFTB-2424	20 x 20	24 x 24
350FL5TB-4622	48 x 24	46 x 22

FILTER RETURN GRILLES

35° Deflection – Lay-In – Model 350FL

Features 3/4" louver spacing, 1" filter frame and 1/4-turn fasteners. Aluminum construction with white finish.

No.	Size In.	
	Module	Filter
350FLFFTB-2424	24 x 24	20 x 20

FILTER RETURN GRILLES

35° Deflection – Surface Mount – Model 350RLF1

Steel construction. Features 3/4" louver spacing, 1" filter frame and 1/4-turn fasteners. White.

No.	Size In.	
	Module	Filter
350RLF1FFTB-20	24 x 24	20 x 20

EGGCRATE RETURN GRILLES

Surface Mount – Model 50F



Features 1/2" x 1/2" x 1/2" aluminum grid core; aluminum frame with countersunk screw holes. Baked white enamel finish.


No.	Duct Size In.
Without Opposed-Blade Damper	
50F-0606	6 x 6
50F-0808	8 x 8
50F-1010	10 x 10

No.	Duct Size In.
50F-1210	12 x 10
50F-1212	12 x 12
50F-1414	14 x 14
50F-1616	16 x 16
50F-1812	18 x 12
50F-1818	18 x 18
50F-2412	24 x 12
50F-2424	24 x 24
50F-3624	36 x 24
50F-4824	48 x 24

With AG-15 Opposed-Blade Damper	
No.	Duct Size In.
50FAG15-0606	6 x 6
50FAG15-0808	8 x 8
50FAG15-1010	10 x 10
50FAG15-1212	12 x 12
50FAG15-1414	14 x 14
50FAG15-1616	16 x 16
50FAG15-1812	18 x 12
50FAG15-1818	18 x 18
50FAG15-2424	24 x 24

EGGCRATE RETURN GRILLES

Lay-In – Model 50FTB



Features 1/2" x 1/2" x 1/2" aluminum grid core and aluminum frame. Baked white enamel finish.

No.	Size In.	
	Neck	Face
Without Opposed-Blade Damper		
50FTB-0606	6 x 6	24 x 24
50FTB-0808	8 x 8	24 x 24
50FTB-1010	10 x 10	24 x 24
50FTB-1212	12 x 12	24 x 24
50FTB-1414	14 x 14	24 x 24
50FTB-2210	22 x 10	24 x 12
50FTB-2218	22 x 18	–
50FTB-2222	22 x 22	24 x 24
50FTB-3422	34 x 22	36 x 24
50FTB-4622	46 x 22	48 x 24
With AG-15 Opposed-Blade Damper		
50F5TB-2210	22 x 10	24 x 12
50F5TB-2222	22 x 22	24 x 24
50F5TB-4622	46 x 22	48 x 24

We appreciate your business!

EGGCRATE RETURN GRILLES

Filter – Lay-In – Model 50FF




Features 1/2" x 1/2" x 1/2" aluminum eggcrate core and 1" aluminum filter frame. White.

No.	Size In.	
	Neck/Filter	Face
50FF-2412	20 x 8	24 x 12
50FF-2424	20 x 20	24 x 24
50FF-4824	44 x 20	48 x 24

MOUNTING FRAMES


Rapid Mount



Lay-in design for installing grilles, diffusers, lights, speakers and other components in plaster or sheetrock ceilings. Aluminum construction with adjustable fastening clips. Can also be suspended from building structure.

No.	Size In.
TRM-1212	12 x 12
TRM-1224	12 x 24
TRM-2424	24 x 24
TRM-4824	48 x 24

SECTORIZING BAFFLES




For closing off diffuser inlet quadrants to achieve specific air pattern. 90° angle; fits round neck diffusers. Steel construction with black finish. Installs inside diffuser neck using #8 sheet metal screw (not included).

No.	For Duct Dia. In.	Width In.
SB-06	6	3
SB-08	8	4
SB-10	10	5
SB-12	12	6



METAL*AIRE
SUPPLY GRILLES

Single Deflection – Curved Blade – Series LS4




For ceiling or sidewall applications requiring directional air pattern. 4-way blow, adjustable from horizontal to vertical. Surface mount design with 1-1/4" wide frame. Aluminum construction with white finish.

No.	Duct Size In.
LS4-1-0606	6 x 6
LS4-1-0808	8 x 8
LS4-1-1010	10 x 10
LS4-1-1212	12 x 12
LS4-1-1414	14 x 14

SUPPLY GRILLES

Double Deflection – Series V4004SD



Surface-mount design features 1-1/4" wide frame and vertical front blades on .666" centers. Features opposed-blade damper with screw-driver slot operator accessible through diffuser face. Steel construction with white finish.

No.	Duct Size In.
V4004SD-1-0606	6 x 6
V4004SD-1-0806	8 x 6
V4004SD-1-0808	8 x 8
V4004SD-1-1006	10 x 6
V4004SD-1-1010	10 x 10
V4004SD-1-1206	12 x 6
V4004SD-1-1208	12 x 8
V4004SD-1-1210	12 x 10
V4004SD-1-1212	12 x 12
V4004SD-1-1406	14 x 6
V4004SD-1-1408	14 x 8
V4004SD-1-1414	14 x 14
V4004SD-1-1608	16 x 8
V4004SD-1-1806	18 x 6
V4004SD-1-1808	18 x 8
V4004SD-1-1810	18 x 10
V4004SD-1-1812	18 x 12
V4004SD-1-2410	24 x 10
V4004SD-1-2412	24 x 12

RETURN & EXHAUST GRILLES

Series CC5



Features extruded aluminum frame with 1/2" x 1/2" x 1/2" aluminum eggcrate core to minimize pressure drop and noise level. White. No. CC5R-6-2424. Removable core. For sidewall and ceiling applications.

Surface Mount

No.	Dim. In.
Without Opposed-Blade Damper	
CC5-1-0606	6 x 6
CC5-1-0808	8 x 8
CC5-1-1010	10 x 10
CC5-1-1212	12 x 12
CC5-1-1414	14 x 14
CC5-1-1616	16 x 16
CC5-1-1812	18 x 12
CC5-1-1818	18 x 18
CC5-1-2412	24 x 12
CC5-1-2424	24 x 24
With Opposed-Blade Damper	
CC5-1-0BD-0606	6 x 6
CC5-1-0BD-0808	8 x 8
CC5-1-0BD-1010	10 x 10
CC5-1-0BD-1212	12 x 12
CC5-1-0BD-1414	14 x 14
CC5-1-0BD-1616	16 x 16
CC5-1-0BD-1818	18 x 18
CC5-1-0BD-2424	24 x 24

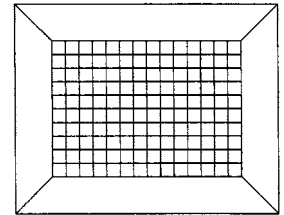
T-Bar Lay-In

No.	Dim. In.	
	T-Bar Module	Neck Size
CC5-6-2210/2412	24 x 12	22 x 10
CC5-6-2222/2424	24 x 24	22 x 22
CC5R-6-2424	24 x 24	22 x 22



RETURN & EXHAUST GRILLES

Lay-In – Model GAG



Features 1-1/4" wide extruded aluminum frame with 1/2" x 1/2" x 1/2" aluminum grid face. Measures 5/8" D.

No.	Size In.	
	Neck	Face
GAG5FTB	22 x 22	24 x 24



RAYMON
DONCO AIR DISTRIBUTION EQUIPMENT

RETURN GRILLES

Ducted – Eggcrate – Model ECRD



For lay-in installations. Features aluminum eggcrate grille (1/2" x 1/2" grid) with built-in 24-ga. steel plenum. 2-1/2" high beaded collar provides secure duct connection. White.

No.	Duct Dia. In.	
	24" L x 24" W	
ECRD-24-08	8	
ECRD-24-10	10	
ECRD-24-12	12	
ECRD-24-14	14	
ECRD-24-16	16	
ECRD-24-18	18	
No.	24" L x 12" W	
	ECRD-2412-06	6
ECRD-2412-08	8	
ECRD-2412-10	10	

**Need help with specifications?
Our knowledgeable staff will be happy
to assist you!**