



**Aluminum Diffusers**

No.	Discharge Type	Mount. Type	Neck Size In.
TDCAAAF3-0606	Adjustable	Lay-In	6 x 6
TDCAAAF3-0909	Adjustable	Lay-In	9 x 9
TDCAAAF3-1212	Adjustable	Lay-In	12 x 12
TDCAAAF3-1515	Adjustable	Lay-In	15 x 15
TDCAAAF3-1818	Adjustable	Lay-In	18 x 18
TDCAAF1-12/4	Fixed 4-way	Surface	12 x 12
TDCAAF1-15/4	Fixed 4-way	Surface	15 x 15
TDCAAF1-6/4	Fixed 4-way	Surface	6 x 6
TDCAAF1-9/4	Fixed 4-way	Surface	9 x 9
TDCAAF3-06	Fixed	Lay-In	6 (Dia.)
TDCAAF3-0606	Fixed	Lay-In	6 x 6
TDCAAF3-08	Fixed	Lay-In	8 (Dia.)
TDCAAF3-0909	Fixed	Lay-In	9 x 9
TDCAAF3-10	Fixed	Lay-In	10 (Dia.)
TDCAAF3-12	Fixed	Lay-In	12 (Dia.)
TDCAAF3-1212	Fixed 3-way	Lay-In	12 x 12
TDCAAF3-14	Fixed	Lay-In	14 (Dia.)
TDCAAF3-1515	Fixed	Lay-In	15 x 15
TDCAAF3-1818	Fixed	Lay-In	18 x 18
TDCAAF6-0606	Fixed 4-way	Beveled drop face	6 x 6
TDCAAF6-0909	Fixed 4-way	Beveled drop face	9 x 9
TDCAAF6-1212	Fixed 4-way	Beveled drop face	12 x 12
TDCAAF6-1515	Fixed 4-way	Beveled drop face	15 x 15
TDCAAF6-1818	Fixed 4-way	Beveled drop face	18 x 18

**Aluminum Border Only**


No.	Size In.
TDCAABO-0606	6 x 6
TDCAABO-0909	9 x 9
TDCAABO-1212	12 x 12
TDCAABO-1515	15 x 15

**Core Only**

No.	Discharge Type	Size In.
TDCCO-6/1	1-Way	6 x 6
TDCCO-6/2 CRNR	2-Way, corner blow	6 x 6
TDCCO-6/2 OPP	2-Way, opposing	6 x 6
TDCCO-6/3	3-Way	6 x 6
TDCCO-9/1	1-Way	9 x 9
TDCCO-9/2 CRNR	2-Way, corner blow	9 x 9
TDCCO-9/2 OPP	2-Way, opposing	9 x 9
TDCCO-9/3	3-Way	9 x 9
TDCCO-12/1	1-Way	12 x 12
TDCCO-12/2 CRNR	2-Way, corner blow	12 x 12
TDCCO-12/2 OPP	2-Way, opposing	12 x 12
TDCCO-12/3	3-Way	12 x 12
TDCCO-15/1	1-Way	15 x 15
TDCCO-15/2 CRNR	2-Way, corner blow	15 x 15
TDCCO-15/2 OPP	2-Way, opposing	15 x 15
TDCCO-15/3	3-Way	15 x 15
TDCCO-18/1	1-Way	18 x 18
TDCCO-18/2 CRNR	2-Way, corner blow	18 x 18
TDCCO-18/2 OPP	2-Way, opposing	18 x 18
TDCCO-18/3	3-Way	18 x 18



**DOOR RETURN GRILLES**  
Model T700L



For use in doors and partitions. 20-ga. V-shaped steel blades block vision and increase strength. Countersunk screw holes for #8 sheet metal screws (included). Satin aluminum finish. Includes auxiliary frame.

No.	Size In.
T700L-1210	12 x 10
T700L-1212	12 x 12
T700L-1408	14 x 8
T700L-1414	14 x 14
T700L-1616	16 x 16
T700L-1812	18 x 12
T700L-1818	18 x 18
T700L-2412	24 x 12
T700L-2418	24 x 18
T700L-2424	24 x 24

**OPPOSED-BLADE DAMPERS**

Model AG95



For use with Series PAS and TDC diffusers. Lever operated; blades regulate airflow and ensure even air distribution. Steel construction with mill finish. Measures 2-3/8" D. Mounts directly to diffuser neck using sheet metal screws (not included).

No.	Size In.
AG95-0606	6 x 6
AG95-0808	8 x 8
AG95-0909	9 x 9
AG95-1010	10 x 10
AG95-1212	12 x 12
AG95-1515	15 x 15
AG95-1818	18 x 18
AG95-2210	22 x 10
AG95-2222	22 x 22



**OPPOSED-BLADE DAMPERS**  
Series AG15




Slot operated design. Neck-mounted; uses S-clips for easy installation and removal. Galvanized steel construction with mill finish. For use with Series 300, 350 and 50F dampers. Measures 1-5/8" D.

No.	Size In.
AG15-0606	6 x 6
AG15-0808	8 x 8
AG15-1010	10 x 10
AG15-1212	12 x 12
AG15-1414	14 x 14
AG15-1616	16 x 16
AG15-1818	18 x 18
AG15-2210	22 x 10
AG15-2222	22 x 22
AG15-2412	24 x 12
AG15-2424	24 x 24

**RETURN GRILLES**

35° Deflection – Surface Mount – Model 350RL




Features steel blades with 3/4" spacing, reinforced corners and countersunk screw holes. White.

No.	Duct Size In.
<b>Without Opposed-Blade Damper</b>	
350RL-0606	6 x 6
350RL-0808	8 x 8
350RL-1006	10 x 6
350RL-1010	10 x 10
350RL-1206	12 x 6
350RL-1208	12 x 8
350RL-1210	12 x 10
350RL-1212	12 x 12
350RL-1406	14 x 6
350RL-1408	14 x 8
350RL-1410	14 x 10

No.	Duct Size In.
350RL-1412	14 x 12
350RL-1414	14 x 14
350RL-1606	16 x 6
350RL-1608	16 x 8
350RL-1610	16 x 10
350RL-1612	16 x 12
350RL-1614	16 x 14
350RL-1616	16 x 16
350RL-1810	18 x 10
350RL-1812	18 x 12
350RL-1816	18 x 16
350RL-1818	18 x 18
350RL-2010	20 x 10
350RL-2012	20 x 12
350RL-2014	20 x 14
350RL-2016	20 x 16
350RL-2020	20 x 20
350RL-2406	24 x 6
350RL-2408	24 x 8
350RL-2412	24 x 12
350RL-2418	24 x 18
350RL-2424	24 x 24
350RL-3012	30 x 12
350RL-3018	30 x 18
350RL-3024	30 x 24
350RL-3030	30 x 30
350RL-3612	36 x 12
350RL-3618	36 x 18
350RL-3624	36 x 24
350RL-3636	36 x 36
350RL-4824	48 x 24
350RL-4836	48 x 36
350RL-4848	48 x 48
<b>With Opposed-Blade Damper</b>	
350RL5-0808	8 x 8
350RL5-1212	12 x 12
350RL5-1818	18 x 18

**RETURN GRILLES**

35° Deflection – Lay-In – Model 350RLTB




Features steel blades with 3/4" spacing and reinforced corners. White.

No.	Size In.	
	Neck	Face
<b>Without Opposed-Blade Damper</b>		
350RLTB-2210	22 x 10	24 x 12
350RLTB-2222	22 x 22	24 x 24
<b>With Opposed-Blade Damper</b>		
350RL5TB-2222	22 x 22	24 x 24

**RETURN GRILLES**

35° Deflection – Model 350FL



For high humidity areas. Features aluminum blades with 3/4" spacing, surface mount border with reinforced corners and countersunk screw holes. White.


No.	Duct Size In.
<b>Without Opposed-Blade Damper</b>	
350FL-0606	6 x 6
350FL-0808	8 x 8
350FL-1010	10 x 10
350FL-1212	12 x 12
350FL-1414	14 x 14
350FL-1616	16 x 16
350FL-1812	18 x 12
350FL-1818	18 x 18
350FL-2412	24 x 12
350FL-2424	24 x 24
<b>With Opposed-Blade Damper</b>	
350FL5-0606	6 x 6
350FL5-0804	8 x 4
350FL5-0806	8 x 6
350FL5-0808	8 x 8
350FL5-1006	10 x 6
350FL5-1008	10 x 8
350FL5-1010	10 x 10
350FL5-1206	12 x 6
350FL5-1208	12 x 8
350FL5-1210	12 x 10
350FL5-1212	12 x 12
350FL5-1414	14 x 14
350FL5-1616	16 x 16
350FL5-1812	18 x 12
350FL5-1818	18 x 18
350FL5-2020	20 x 20
350FL5-2412	24 x 12
350FL5-2424	24 x 24





**RETURN GRILLES**

35° Deflection – Lay-In – Model 350FL



Aluminum construction with white finish.

No.	Size In.	
	Neck	Face
<b>Without Opposed-Blade Damper</b>		
350FLTB-2210	24 x 12	22 x 10
350FLTB-2222	24 x 24	22 x 22
350FLTB-4622	48 x 24	46 x 22
<b>With Opposed-Blade Damper</b>		
350FL5TB-2210	24 x 12	22 x 10
350FL5TB-2222	24 x 24	22 x 22
350FLFFTB-2424	20 x 20	24 x 24
350FL5TB-4622	48 x 24	46 x 22

**FILTER RETURN GRILLES**

35° Deflection – Lay-In – Model 350FL

Features 3/4" louver spacing, 1" filter frame and 1/4-turn fasteners. Aluminum construction with white finish.

No.	Size In.	
	Module	Filter
350FLFFTB-2424	24 x 24	20 x 20

**FILTER RETURN GRILLES**

35° Deflection – Surface Mount – Model 350RLF1

Steel construction. Features 3/4" louver spacing, 1" filter frame and 1/4-turn fasteners. White.

No.	Size In.	
	Module	Filter
350RLF1FFTB-20	24 x 24	20 x 20

**EGGCRATE RETURN GRILLES**

Surface Mount – Model 50F




Features 1/2" x 1/2" x 1/2" aluminum grid core; aluminum frame with countersunk screw holes. Baked white enamel finish.

No.	Duct Size In.
<b>Without Opposed-Blade Damper</b>	
50F-0606	6 x 6
50F-0808	8 x 8
50F-1010	10 x 10

No.	Duct Size In.
50F-1210	12 x 10
50F-1212	12 x 12
50F-1414	14 x 14
50F-1616	16 x 16
50F-1812	18 x 12
50F-1818	18 x 18
50F-2412	24 x 12
50F-2424	24 x 24
50F-3624	36 x 24
50F-4824	48 x 24
<b>With AG-15 Opposed-Blade Damper</b>	
50FAG15-0606	6 x 6
50FAG15-0808	8 x 8
50FAG15-1010	10 x 10
50FAG15-1212	12 x 12
50FAG15-1414	14 x 14
50FAG15-1616	16 x 16
50FAG15-1812	18 x 12
50FAG15-1818	18 x 18
50FAG15-2424	24 x 24

**EGGCRATE RETURN GRILLES**

Lay-In – Model 50FTB



Features 1/2" x 1/2" x 1/2" aluminum grid core and aluminum frame. Baked white enamel finish.

No.	Size In.	
	Neck	Face
<b>Without Opposed-Blade Damper</b>		
50FTB-0606	6 x 6	24 x 24
50FTB-0808	8 x 8	24 x 24
50FTB-1010	10 x 10	24 x 24
50FTB-1212	12 x 12	24 x 24
50FTB-1414	14 x 14	24 x 24
50FTB-2210	22 x 10	24 x 12
50FTB-2218	22 x 18	–
50FTB-2222	22 x 22	24 x 24
50FTB-3422	34 x 22	36 x 24
50FTB-4622	46 x 22	48 x 24
<b>With AG-15 Opposed-Blade Damper</b>		
50F5TB-2210	22 x 10	24 x 12
50F5TB-2222	22 x 22	24 x 24
50F5TB-4622	46 x 22	48 x 24

**We appreciate your business!**

**EGGCRATE RETURN GRILLES**

Filter – Lay-In – Model 50FF




Features 1/2" x 1/2" x 1/2" aluminum eggcrate core and 1" aluminum filter frame. White.

No.	Size In.	
	Neck/Filter	Face
50FF-2412	20 x 8	24 x 12
50FF-2424	20 x 20	24 x 24
50FF-4824	44 x 20	48 x 24

**MOUNTING FRAMES**


Rapid Mount



Lay-in design for installing grilles, diffusers, lights, speakers and other components in plaster or sheetrock ceilings. Aluminum construction with adjustable fastening clips. Can also be suspended from building structure.

No.	Size In.
TRM-1212	12 x 12
TRM-1224	12 x 24
TRM-2424	24 x 24
TRM-4824	48 x 24

**SECTORIZING BAFFLES**



For closing off diffuser inlet quadrants to achieve specific air pattern. 90° angle; fits round neck diffusers. Steel construction with black finish. Installs inside diffuser neck using #8 sheet metal screw (not included).

No.	For Duct Dia. In.	Width In.
SB-06	6	3
SB-08	8	4
SB-10	10	5
SB-12	12	6