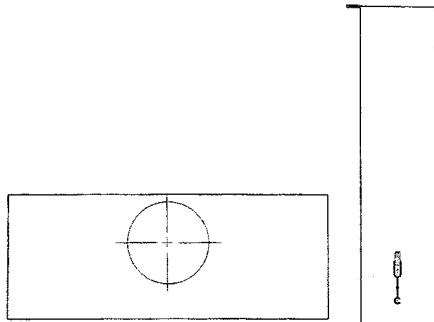




RAYMON
DONCO AIR DISTRIBUTION EQUIPMENT

SLOT DIFFUSERS
Supply – Model BS



T-bar lay-in design. Features 24-ga. steel construction with mechanically sealed seams and black finish on exposed surfaces. Wiper blade style pattern controller with felt seal provides adjustability. 8" inlet diameter.


No.	Dim. In. L x W
BS-124	24 x 2-13/16
BS-136	36 x 2-13/16
BS-148	48 x 2-13/16

MOUNTING BRACKETS
Linear Return

No.	Desc.
MLRB	Linear return brackets



SUPPLY GRILLES
Double Deflection – Model 300FS




For high humidity areas. Features adjustable aluminum blades with 3/4" spacing, surface mount border, countersunk screw holes and aluminum opposed-blade damper. White.

No.	Duct Size In.
300FS-0604	6 x 4
300FS-0606	6 x 6
300FS-0804	8 x 4
300FS-0806	8 x 6
300FS-0808	8 x 8
300FS-1004	10 x 4
300FS-1006	10 x 6
300FS-1008	10 x 8
300FS-1010	10 x 10
300FS-1204	12 x 4



SUPPLY GRILLES
Double Deflection – Model 300RS



Features adjustable aluminum blades with 3/4" spacing, surface mount border, countersunk screw holes and aluminum opposed-blade damper. White.

No.	Duct Size In.
300RS-0606	6 x 6
300RS-0806	8 x 6
300RS-0808	8 x 8
300RS-1006	10 x 6
300RS-1008	10 x 8
300RS-1010	10 x 10
300RS-1206	12 x 6
300RS-1208	12 x 8
300RS-1210	12 x 10
300RS-1212	12 x 12
300RS-1406	14 x 6
300RS-1408	14 x 8
300RS-1410	14 x 10
300RS-1412	14 x 12
300RS-1414	14 x 14
300RS-1606	16 x 6
300RS-1608	16 x 8



CRITICAL ENVIRONMENT
DIFFUSERS
Model TLF




For use in hospital operating rooms, cleanroom processing areas and computer rooms. Vertical laminar flow design creates low-velocity, downward moving air column, resulting in "clean zone" directly beneath diffuser. Minimized air induction prevents contaminated air from re-entering airstream. Features steel construction with internal baffles and removable perforated face (3/32" holes on 1/4" staggered centers). For lay-in or surface mounting. White finish.

No.	Dim. In. L x W	Inlet Dia. In.
TLF-08	48 x 24	8
TLF-10	48 x 24	10



METAL*AIRE
SUPPLY GRILLES

Single Deflection – Curved Blade – Series LS4




For ceiling or sidewall applications requiring directional air pattern. 4-way blow, adjustable from horizontal to vertical. Surface mount design with 1-1/4" wide frame. Aluminum construction with white finish.

No.	Duct Size In.
LS4-1-0606	6 x 6
LS4-1-0808	8 x 8
LS4-1-1010	10 x 10
LS4-1-1212	12 x 12
LS4-1-1414	14 x 14

SUPPLY GRILLES

Double Deflection – Series V4004SD



Surface-mount design features 1-1/4" wide frame and vertical front blades on .666" centers. Features opposed-blade damper with screw-driver slot operator accessible through diffuser face. Steel construction with white finish.

No.	Duct Size In.
V4004SD-1-0606	6 x 6
V4004SD-1-0806	8 x 6
V4004SD-1-0808	8 x 8
V4004SD-1-1006	10 x 6
V4004SD-1-1010	10 x 10
V4004SD-1-1206	12 x 6
V4004SD-1-1208	12 x 8
V4004SD-1-1210	12 x 10
V4004SD-1-1212	12 x 12
V4004SD-1-1406	14 x 6
V4004SD-1-1408	14 x 8
V4004SD-1-1414	14 x 14
V4004SD-1-1608	16 x 8
V4004SD-1-1806	18 x 6
V4004SD-1-1808	18 x 8
V4004SD-1-1810	18 x 10
V4004SD-1-1812	18 x 12
V4004SD-1-2410	24 x 10
V4004SD-1-2412	24 x 12

RETURN & EXHAUST GRILLES

Series CC5



Features extruded aluminum frame with 1/2" x 1/2" x 1/2" aluminum eggcrate core to minimize pressure drop and noise level. White. No. CC5R-6-2424. Removable core. For sidewall and ceiling applications.

Surface Mount

No.	Dim. In.
Without Opposed-Blade Damper	
CC5-1-0606	6 x 6
CC5-1-0808	8 x 8
CC5-1-1010	10 x 10
CC5-1-1212	12 x 12
CC5-1-1414	14 x 14
CC5-1-1616	16 x 16
CC5-1-1812	18 x 12
CC5-1-1818	18 x 18
CC5-1-2412	24 x 12
CC5-1-2424	24 x 24
With Opposed-Blade Damper	
CC5-1-0BD-0606	6 x 6
CC5-1-0BD-0808	8 x 8
CC5-1-0BD-1010	10 x 10
CC5-1-0BD-1212	12 x 12
CC5-1-0BD-1414	14 x 14
CC5-1-0BD-1616	16 x 16
CC5-1-0BD-1818	18 x 18
CC5-1-0BD-2424	24 x 24

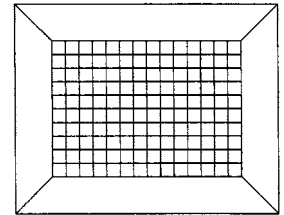
T-Bar Lay-In

No.	Dim. In.	
	T-Bar Module	Neck Size
CC5-6-2210/2412	24 x 12	22 x 10
CC5-6-2222/2424	24 x 24	22 x 22
CC5R-6-2424	24 x 24	22 x 22



RETURN & EXHAUST GRILLES

Lay-In – Model GAG



Features 1-1/4" wide extruded aluminum frame with 1/2" x 1/2" x 1/2" aluminum grid face. Measures 5/8" D.

No.	Size In.	
	Neck	Face
GAG5FTB	22 x 22	24 x 24



RAYMON
DONCO AIR DISTRIBUTION EQUIPMENT

RETURN GRILLES

Ducted – Eggcrate – Model ECRD



For lay-in installations. Features aluminum eggcrate grille (1/2" x 1/2" grid) with built-in 24-ga. steel plenum. 2-1/2" high beaded collar provides secure duct connection. White.

No.	Duct Dia. In.	
	24" L x 24" W	
ECRD-24-08	8	
ECRD-24-10	10	
ECRD-24-12	12	
ECRD-24-14	14	
ECRD-24-16	16	
ECRD-24-18	18	
No.	24" L x 12" W	
	ECRD-2412-06	6
ECRD-2412-08	8	
ECRD-2412-10	10	

**Need help with specifications?
Our knowledgeable staff will be happy
to assist you!**