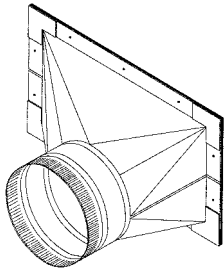




TAKEOFFS
45° - Gasketed

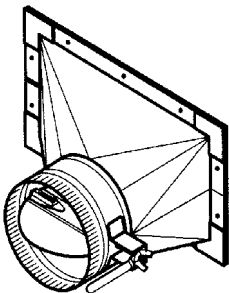


Features galvanized steel construction with continuous-welded seams and 1" wide gasketed flange with pre-drilled screw holes.

No.	Dim. In.			Ht.
	Dia.	Rect.	Open.	
28 Ga.				
3300-06	6	12 x 6		8-1/2
3300-08	8	12 x 6		8-1/2
26 Ga.				
3300-10	10	16 x 6-3/4		9-1/2
3300-12	12	18 x 8-1/2		10-1/2
3300-14	14	20 x 9-1/2		10-1/2
24 Ga.				
3300-16	16	24 x 12		10-1/2

TAKEOFFS

Rectangular to Round - Model 3300DS

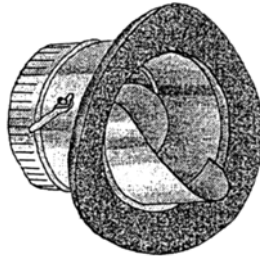


For commercial duct applications. Galvanized steel construction with continuous-weld seam to prevent air leakage. 45° design with gasket flange. Damper handle standoff allows use with blanket-type insulation.

No.	Dia. In.
3300DS-06	6
3300DS-07	7
3300DS-08	8
3300DS-09	9
3300DS-10	10
3300DS-12	12
3300DS-14	14
3300DS-16	16



SADDLE TAPS

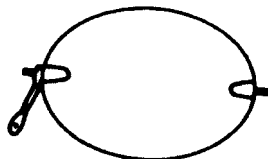


Galvanized sheet metal construction with fire-retardant polyethylene foam gasket. Includes scoop and damper.

No.	Dia. In.	Gauge	For Pipe Dia. In.
SAD-TAP-M174-06	6	30	8 to 12
SAD-TAP-M174-08	8	30	10 to 14
SAD-TAP-M174-10	10	30	12 to 16
SAD-TAP-M174-12	12	28	14 to 18
SAD-TAP-M174-14	14	28	16 to 20

Jer-Air

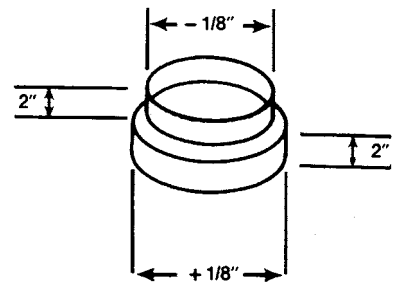
DAMPERS
Round



Features 28-ga. steel construction. Includes quadrant.

No.	Model No.	Dia. In.
DQ-06	D-1-06	6
DQ-08	D-1-08	8
DQ-10	D-1-10	10
DQ-12	D-1-12	12
DQ-14	D-1-14	14
DQ-16	D-1-16	16
DQ-18	D-1-18	18
DQ-20	D-1-20	20

REDUCERS
Short - Model SR



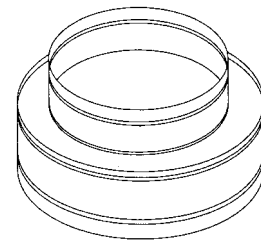
28-ga. steel construction.

No.	Dia. In.
SR-6/4	6 x 4
SR-6/5	6 x 5
SR-8/6	8 x 6
SR-8/7	8 x 7
SR-10/8	10 x 8
SR-10/9	10 x 9
SR-12/8	12 x 8
SR-12/10	12 x 10
SR-14/12	14 x 12
SR-16/14	16 x 14
SR-16/15	16 x 15



RAYMON
DONCO AIR DISTRIBUTION EQUIPMENT

DUCT TRANSITIONS
Round to Round



24-ga. steel construction. Features 2-1/2" deep collar with raised bead for secure connections. Black painted interior.

No.	Dia. In.	
	Base	Inlet
RTR-8/6	8	6
RTR-10/8	10	8
RTR-12/10	12	10
RTR-14/12	14	12
RTR-16/14	16	14

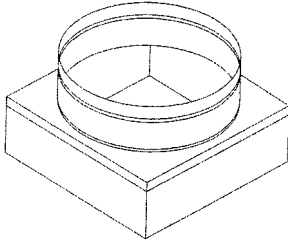
Think of **TOM BARROW CO.**
for all your product needs!



RAYMON
DONCO AIR DISTRIBUTION EQUIPMENT

DUCT TRANSITIONS

Square to Round – Model STR



24-ga. steel construction. Features 2-1/2" deep collar with raised bead for secure connections. Black painted interior.

Transitions		
No.	Base Dim. In.	Inlet Dia. In.
STR-6/4	6 x 6	4
STR-6/5	6 x 6	5
STR-6/6	6 x 6	6
STR-8/6	8 x 8	6
STR-8/7	8 x 8	7
STR-8/8	8 x 8	8
STR-9/6	9 x 9	6
STR-9/7	9 x 9	7
STR-9/8	9 x 9	8
STR-9/9	9 x 9	9
STR-10/6	10 x 10	6
STR-10/8	10 x 10	8
STR-10/9	10 x 10	9
STR-10/10	10 x 10	10
STR-12/6	12 x 12	6
STR-12/8	12 x 12	8
STR-12/9	12 x 12	9
STR-12/10	12 x 12	10
STR-12/12	12 x 12	12
STR-14/14	14 x 14	14
STR-15/10	15 x 15	10
STR-15/12	15 x 15	12
STR-15/14	15 x 15	14
STR-16/16	16 x 16	16
STR-18/12/12	18 x 12	12
STR-18/16	18 x 18	16
STR-18/18	18 x 18	18
STR-22/10/6	22 x 10	6
STR-22/10/8	22 x 10	8
STR-22/10/10	22 x 10	10
STR-22/6	22 x 22	6
STR-22/8	22 x 22	8
STR-22/10	22 x 22	10
STR-22/12	22 x 22	12
STR-22/14	22 x 22	14
STR-22/16	22 x 22	16
STR-22/18	22 x 22	18

Blank Cans

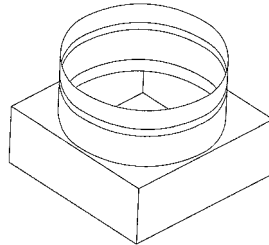
No.	Dim. In.
STR-0808	8 x 8
STR-1010	10 x 10
STR-1212	12 x 12
STR-1515	15 x 15
STR-1616	16 x 16
STR-1818	18 x 18
STR-2020	20 x 20
STR-2210	22 x 10
STR-2222	22 x 22
STR-4622	46 x 22



CROWN
PRODUCTS COMPANY, INC.

DUCT TRANSITIONS

Rectangular to Round – Model 666B



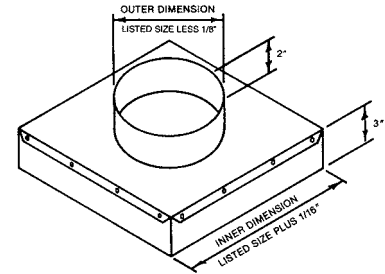
26-ga. galvanized steel construction. 6" height.
Notes: Rectangular body is 3/16" oversized to fit over grille neck; round collar is 1/8" under-sized with bead to accept pipe or flexible duct.

No.	Body Dim. In.	Collar Dia. In.
STRC-1818-06	18 x 18	6
STRC-1818-08	18 x 18	8
STRC-2210-06	22 x 10	6
STRC-2210-08	22 x 10	8
STRC-2210-10	22 x 10	10
STRC-22/6	22 x 22	6
STRC-22/8	22 x 22	8
STRC-22/10	22 x 22	10
STRC-22/12	22 x 22	12
STRC-22/14	22 x 22	14
STRC-22/16	22 x 22	16
STRC-22/18	22 x 22	18

Jer-Air

DUCT TRANSITIONS

Square to Round – Model TR3



28-ga. galvanized steel construction; riveted design.


No.	Neck Sz. In.	
	Square	Round
TR3-6/5	6	5
TR3-6/6	6	6
TR3-8/6	8	6
TR3-8/7	8	7
TR3-8/8	8	8
TR3-9/7	9	7
TR3-9/8	9	8
TR3-9/9	9	9
TR3-10/8	10	8
TR3-10/10	10	10
TR3-12/6	12	6
TR3-12/8	12	8
TR3-12/10	12	10
TR3-12/12	12	12
TR3-15/12	15	12
TR3-15/14	15	14
TR3-18/12	18	12
TR3-18/14	18	14
TR3-18/16	18	16
TR3-18/18	18	18
TR3-22/6	22	6
TR3-22/8	22	8
TR3-22/10	22	10
TR3-22/12	22	12
TR3-22/14	22	14
TR3-22/16	22	16
TR3-22/18	22	18

Serving the Southeast
with 10 locations in
Georgia, Florida and
Tennessee!



BROAN


ROOF CAPS Sloped



Features built-in birdscreen and backdraft damper. 24 ga. steel construction with baked enamel finish. Black.
No. BROAN634. For 3-1/4" x 10" or up to 8" round duct.
No. BROAN636. For 3" or 4" round duct.

No.	Dim. In. L x W x H
BROAN634	18-3/4 x 14-1/4 x 6-5/8
BROAN636	11 x 10-1/4 x 4-3/8

TRANSITIONS



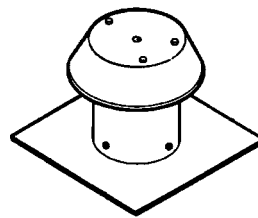
30-ga. galvanized steel construction. Converts 3-1/4" x 10" to 6" round duct.

No.	Ht. In.
BROAN411	9

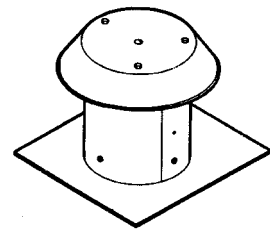
We carry products from the world's largest and best manufacturers.

Centralize your purchases with us!

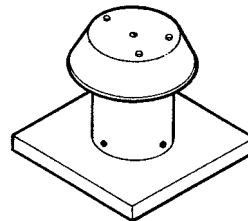
ROOF CAPS



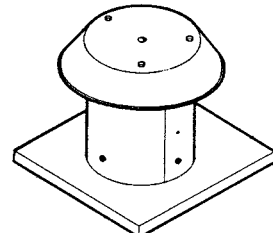
BROAN611



BROAN612



BROAN611CM

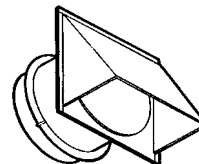


BROAN612CM

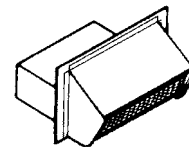
.025" aluminum construction with natural finish. Features built-in birdscreen.

No.	Max. Duct Dia. In.	Dim. In. L x W x H
For Flat Roof Installation		
BROAN611	8	15 x 15 x 9-7/8
BROAN612	12	20 x 20 x 14-1/2
For Curb Mount Installation		
BROAN611CM	8	15-1/4 x 15-1/4 x 11-3/4
BROAN612CM	12	17-1/2 x 17-1/2 x 16-3/8

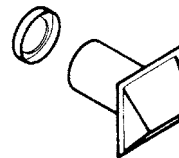
WALL CAPS



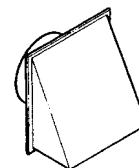
BROAN613



BROAN639



BROAN642



BROAN643

No. BROAN613. High capacity with built-in backdraft damper and birdscreen. .025" aluminum construction with natural finish.
No. BROAN639. Spring-loaded backdraft damper with built-in birdscreen. 24-ga. steel construction with black enamel finish.
No. BROAN642. Built-in damper. Includes 4" to 3" transition. .025" aluminum construction with natural finish.
No. BROAN643. Built-in backdraft damper. .025" aluminum construction with natural finish.

No.	Fits	Dim. In. H x W x D
BROAN613	12" round duct	14-1/2 x 15 x 8-1/2
BROAN639	3-1/4" x 10" duct	5-5/8 x 12-3/4 x 4-7/8
BROAN642	3" or 4" round duct	—
BROAN643	8" round duct	13 x 12-1/2 x 6